

 Fund up 4.7% after a volatile June quarter

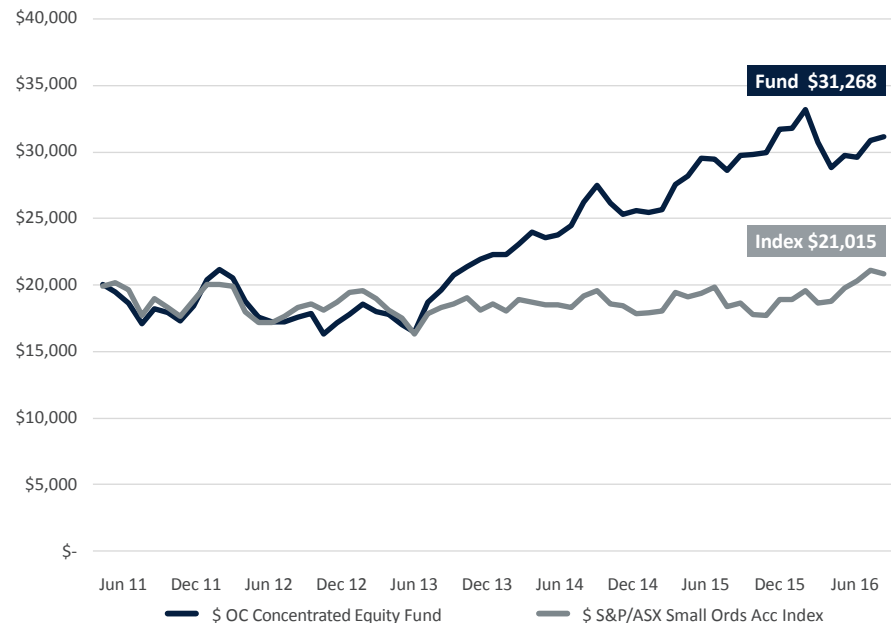
4.7%

 Returned 24.3% p.a. for the past three years

24.3%

 Optimistic about the companies in the current portfolio

Performance comparison of \$20,000 over 5 years*



Total returns

At 30 June 2016	1 mth %	3 mths %	6 mths %	1 yr %	3 yrs % p.a.	5 yrs % p.a.	7 yrs % p.a.	10 yrs % p.a.	Incep. % p.a. (Nov 2003)
OC Concentrated	1.0	4.7	-6.2	9.0	24.3	9.4	17.5	10.7	12.8
S&P/ASX Small Ords Accum	-1.3	5.8	6.9	14.4	9.1	1.0	4.5	1.1	5.4
Outperformance	2.3	-1.1	-13.1	-5.4	15.2	8.4	13.0	9.6	7.5
S&P/ASX All Ords Accum	-2.3	4.0	1.6	2.0	8.2	7.3	8.9	4.9	8.6
Outperformance	3.2	0.7	-7.8	7.0	16.1	2.1	8.6	5.8	4.2

Performance review

The OC Concentrated Equity Fund was up 4.7% for the June quarter in a volatile period during which small-cap resource stocks continued to outperform, particularly over the last week of the financial year when the gold price spiked significantly following the UK's vote to exit the European Union (EU). The performance of the Fund was ahead of the S&P/ASX All Ordinaries Accumulation Index which was up 4.0% over the quarter but slightly behind the S&P/ASX Small Ordinaries Accumulation Index which was up 5.8% for the quarter.

The Fund finished the financial year up 9.0%. This was behind the S&P/ASX Small Ordinaries Accumulation Index which was up 14.4% for the financial year but well ahead of the S&P/ASX All Ordinaries Accumulation Index which eked out a 2.0% return during a challenging year for the broader index.

The Fund has an excellent long term track record in the seven years since the GFC having returned 17.5% p.a. During this time, the investment team comprising Robert Frost, Robert Calnon and Stephen Evans has remained

unchanged with all three team members continuing to be committed equity holders in the business.

There was a raft of positive announcements from Fund holdings during June that were welcomed ahead of the upcoming August reporting season.

The Citadel Group (CGL) (+21.9%) - re-rated after providing a positive operational update which included new contract wins with law enforcement agencies and a sensible, earnings accretive acquisition. The acquired company, Kapish, is an Australian software and services company specialising in document and records management solutions, a complementary adjacency to CGL's existing core knowledge management offering. Although relatively small, we forecast that the acquisition is earnings per share accretive (+10%), strategically sensible and increases CGL's proportion of recurring revenue contracts. CGL has attractive long term growth prospects underpinned by a robust pipeline of organic managed services opportunities and a balance sheet that would support further complementary M&A activity.

Webjet (WEB) (+13.8%) - continued its strong share price

performance over the past year to finish the June quarter higher still. In May, WEB announced an operational update that confirmed strong performance from both its digital retail (B2C) and digital wholesale (B2B) divisions. It followed up a fortnight later by announcing the complementary acquisition of Online Republic, a global online travel group operating four key divisions: Car Rental Republic (#2 position in Aust and NZ), Motorhome Republic (#1 worldwide), Cruise Republic (#1 in Aust and NZ) and Search Republic (a digital marketing consultancy). The strategic rationale for the deal is sensible in that the business is highly complementary to WEB's existing portfolio, leveraging capabilities into new travel and leisure segments. Webjet is a capital light business that continues to benefit from a structural shift as consumers increasingly book travel related activities online with trusted operators and user friendly services. We increased our holding in WEB during the quarter.

Our mining services companies, namely **Mineral Resources (MIN)** and **WorleyParsons (WOR)**, were among the best performing industrial stocks in the small-cap index during the quarter, up 38.3% and 33.8%, respectively. Both MIN and WOR are highly regarded operators and ought to benefit from increasing activity in the coming years as the commodity cycle bounces off the bottom.

The news wasn't all good and the Fund was caught off guard by the decision of UK voters to exit the EU. The Fund's major direct exposure to the "Brexit" was through asset management businesses, **BT Investment Management (BTT) (-18.8%)**, which has a material exposure to the Eurozone. BTT will be impacted in a number of ways including: a) likely weaker equity markets across the UK and the EU, b) likely negative net fund flows caused by outflows from products sold into the EU from UK managers and also from asset allocation decisions as investors avoid UK-exposed equity strategies, c) higher operating costs associated with increasing operational staff presence in the EU, and d) negative currency impact due to the AUD appreciating versus the GBP following the Brexit vote. We have exited our position in BTT.

During June, we added speech and search technology services company, **Appen (APX) (+62.9%)**, to the portfolio. APX is a global leader across its two divisions: 1) Content Relevance, which provides smart data to improve the relevance and accuracy of search results, and 2) Language Resources, which provides data used in speech recognition technologies (e.g. Apple's Siri) and other machine learning technologies with expertise in more than 150 languages. APX has strong structural tailwinds borne out of its leverage to rapidly growing core markets of e-commerce, digital media, artificial intelligence, where it has a strong competitive position, and unique

intellectual property. Management's track record on execution has been outstanding since listing in January 2015 and the company now boasts nine of the top 10 global technology companies as customers.

Outlook

It has been a tumultuous few weeks in financial markets with voters in the UK unexpectedly voting to exit the EU - a result that had not been foreseen by many political and economic commentators and investors, us included. It is important to remember that Brexit is a political crisis not a financial crisis like the GFC, although it will likely have some adverse economic consequences particularly within the EU itself. The short-term impact on markets is likely to be fuelled by falling confidence from investors, consumers and businesses alike. This will likely lead to heightened volatility in investment markets and, most likely, a "risk-off" environment for investors.

The global economic environment is already somewhat subdued and a political shock such as this is likely to further reduce the confidence of businesses and investors leading to an even tougher economic environment. Nevertheless, we expect central banks to continue to stand behind markets by injecting liquidity and supporting bank funding which ought to lead to volatile but orderly markets.

The UK is no longer a large trading partner of Australia, so the UK exiting the EU (which in practice is at least two years away) is unlikely to have a material impact on our trade flows or a significant direct economic impact on the Australian economy. According to UBS, less than 4% of Australia's exports go to the UK and about a further 5% make it to Europe. Brexit could, however, impact the Australian economy if businesses and households react to the sudden uncertainty by cutting spending, which would ultimately impact the domestic growth rate.

The indirect impacts of Brexit are likely to be seen in interest rate markets given that there has been a clear shift towards further monetary policy easing and asset purchases by almost all central banks. The rally in the US dollar due to "safe haven" flows will make it much more difficult for the US Federal Reserve to raise rates and if the Fed delays its rates hike, this could keep the AUD higher than the RBA would like, thereby increasing the odds of further rate cuts domestically. Indeed, it is looking increasingly likely the RBA will cut rates again in either August or September, especially following the recent Federal Election which will only serve to further undermine domestic confidence.

The 2 July Federal Election has left Australia in the position of having a Liberal government likely returned

by the slimmest of margins and, arguably, without a clear mandate from the Australian people. Furthermore, the senate voting reforms seem to have backfired on the government by delivering what appears to be a hostile senate filled with cross bench members. This is an unfortunate outcome for the broader economy, and indeed investment markets, at a time when Australia needs strong political stewardship and progressive policy-making to help us manage the transition away from the mining boom. A dysfunctional parliament may see Australia lose its coveted AAA credit rating due to increased fiscal costs as planned budget cuts are bartered away in return for political support from the cross bench MPs.

It is likely the election outcome won't be known with any certainty before Monday but it seems probable the Coalition will be able to form government in its own right but will need to invoke the support of some independents in order to have guarantees around motions of confidence and supply bills.

All of these events serve to reinforce our view that we are in a "lower-for-longer" environment, including lower inflation, lower growth and lower interest rates, both domestically and globally.

In such an environment, we believe the portfolio remains well served being underpinned by companies that can grow their earnings independent of the economic cycle. Quality stocks such as **Fisher & Paykel Healthcare** and **The Citadel Group** are likely to continue to grow their earnings irrespective of the domestic or global economic environment and, importantly, investors are likely to continue to pay a premium for this earnings growth.

We have now entered the so-called "black-out" period between the end of the financial year and the August reporting season when company management goes into lock-down and avoids investor communication ahead of full year results announcements. The investment team was very active in recent months, travelling widely and communicating directly with all our holdings to ensure our investment thesis remains intact and that the key assumptions underpinning our financial forecasts remain accurate.

We are optimistic about the prospects of the companies in our portfolio for the coming financial year and would like to thank our investors for their ongoing support.

Top 5 holdings[#]

Company	ASX code
Mineral Resources	MIN
Netcomm Wireless	NTC
Updater Inc	UPD
Vocus Communications	VOC
Webjet Limited	WEB

CONTACT COPIA

 1800 442 129 | clientservices@copiapartners.com.au | ocfunds.copiapartners.com.au


John Clothier	General Manager, Distribution	0408 488 549 jclothier@copiapartners.com.au
Adam Tweedale	State Manager, Southern Region	0425 804 727 atweedale@copiapartners.com.au
Angela Vincent	State Manager, Northern Region	0477 347 260 avincent@copiapartners.com.au
Sean Paul McGoldrick	Account Manager, Northern Region	0421 050 370 spmgoldrick@copiapartners.com.au
Iain Mason	Director, Institutional Business	0412 137 424 imason@copiapartners.com.au
Jacinta King	Business Development Associate	0413 962 922 jking@copiapartners.com.au

*The performance comparison of \$20,000 over 5 years is for illustrative purposes only. All returns shown are based on Australian dollar figures. Past performance is not a reliable indicator of future performance. The total returns shown are prepared on an ongoing basis (i.e. they include all ongoing fees and expenses and assume reinvestment of all distributions). They do not take personal taxation into account. The comparison with the S&P/ASX Small Ordinaries Accumulation Index is for comparative purposes only. Index returns do not allow for transactional, management, operational or tax costs. An index is not managed and investors cannot invest directly in an index. There is no guarantee these objectives will be met.

#The top 5 portfolio holdings are in alphabetical order and may not be representative of current or future investments. The securities listed may not represent all of the portfolio's holdings and may represent only a small percentage of the strategy's portfolio holdings. Future portfolio holdings may not be profitable.

Past performance is not a reliable indicator of future performance. The total return performance figures quoted are historical, calculated using end-of-month mid prices and do not allow for the effects of income tax or inflation. Total returns assume the reinvestment of all distributions. The performance is quoted net of all fees and expenses. The indices do not incur these costs. This information is provided for general comparative purposes. Positive returns, which the OC Concentrated Equity Fund (the Fund) is designed to provide, are different regarding risk and investment profile to index returns. A performance fee equal to 10.25% of the annual return of the Fund (if that return is positive for the given financial year and subject to high-water mark) is payable out of the assets of the Fund. This document is for general information purposes only and does not take into account the specific investment objectives, financial situation or particular needs of any specific reader. As such, before acting on any information contained in this article, readers should consider the appropriateness of the information to their needs. This may involve seeking advice from a qualified financial adviser. Copia Investment Partners Ltd (AFSL 229316, ABN 22 092 872 056) (Copia) is the issuer of the OC Concentrated Equity Fund (ARSN 126 537 424). A current PDS is available from Copia located at Level 25, 360 Collins Street, Melbourne Vic 3000, by visiting ocfunds.copiapartners.com.au or by calling 1800 442 129 (free call). A person should consider the PDS before deciding whether to acquire or continue to hold an interest in the Fund. Any opinions or recommendation contained in this document are subject to change without notice and Copia is under no obligation to update or keep any information contained in this document current.